

ACTION PLAN (FROM OCTOBER - 2007 TO SEPTEMBER - 2008)

It is proposed to organize **104** batches of training programmes for farmers, farmwomen, rural youth and extension functionaries during period from October 2007 to September 2008.

A. Training Programmes :

1. On Campus training (For practicing farmers, farm women and rural youth):

Subject	Title of Training	Dura Days	No.of Parti.	Type of Parti.
I. Quarter : (1st October to 31st December, 2007)				
Crop Production	-Weed management in major Rabi crops	1	25	Farmers
	-Production technology of major rabi crops	1	25	Farmers
Plant Protection	- Integrated insect-pest management in Rabi crops	1	25	Farmers
	- Management of disease in Rabi crops	1	25	Farmers
Animal Science	-Prophylactic and control measure of Contagious diseases	1	25	Farmers
	- Conservation of Grasses by Hay making	1	25	Farmers
Horticulture	- Production technology of Rabi vegetables	1	25	Farmers
Agril. Engg.	-Importance of drip irrigation in Horticultural crops	1	25	Farmers
Home Science	-Value addition in Groundnut	1	25	Rural Women
	-Preparation of Aonla pickle, candy and Jam	1	25	Rural Women
II. Quarter : (1st January to 31st March, 2008)				
Crop Production	-Weed control in major rabi crops	1	25	Farmers
	-Production Technology of Wheat	1	25	Farmers
Plant Protection	- Integrated insect-pest management in summer crops	1	25	Farmers
	- Management of disease in Summer crops	1	25	Farmers
Animal Science	-Scientific Dairy farming & Genetic Improvement through Artificial Insemination	1	25	Farmers
	-Quality improvement of roughages by Urea treatment	1	25	Farmers
Horticulture	- Importance of drip irrigation in horticultural crops	1	25	Farmers
Home Science	- Handicraft items for Rural Girls	2	25	Rural Girls
	- Nutritional management in Mother and Child	1	25	Farm Women
Agril.Engg.	-Installation and maintenance of Biogas Plants	1	25	Farmers
III. Quarter : (1st April to 30th June, 2008)				
Crop Production	-Importance of soil analysis and method of soil sampling	1	25	Farmers
	-Soil Fertility Management	1	25	Farmers
Plant Protection	- Management of stored produced	1	25	Farmers
	- Use of biopesticides for the management of insect - pest	1	25	Farmers
Animal Science	- Role of Minerals & Vitamin in Animal ration and preparation of conception rates in Animals	1	25	Farmers
	-Clean milk Production	1	25	Farmers
Horticulture	- Improved cultivation practices of cucurbitaceous vegetables during summer	1	25	Farmers
Home Science	- Preparation of different items with the help of Solar Cooker	1	25	Farm-Women
	- Preparation and Preservation of Mango items	1	25	Rural Girls
Agril. Engg.	- Tractor driving and minor repairing	1	25	Farmers
IV. Quarter : (1st July to 30th September, 2008)				
Crop Production	-Balance fertilizer management in kharif crops	1	25	Farmers
	-Role and use of micro nutrients in cotton	1	25	Farmers
Plant Protection	- Integrated insect-pest and disease management in Kharif crops	1	25	Farmers
Animal Science	- Utilization of locally available feed for formulation	1	25	Farmers
	-Deworming and Vaccination in Live stock	1	25	Farmers
Horticulture	- Cultivation practices of medicinal and aromatic plants	1	25	Farmers
Agril. Engg.	- Safe use and maintenance of sprayer and dusters	1	25	Farmers
	- Rain water harvesting for well recharging	1	25	Farmers

Home Science	- Preparation of Nutritional recipes with locally available materials	1	25	Farm women
	- Use of sprouted Pulses in preparation of low cost Nutritional Diet	1	25	Farm women

2. Off Campus training (For practicing farmers, farm women and rural youth)

Subject	Title of Training	Dura Days	No. of parti.	Type of Parti.
I. Quarter : (1st October to 31st December, 2007)				
Crop – Production	-Use of bio-fertilizers in major rabi cereals	1	25	Farmers
	-Production technology of castor/cotton	1	25	Farmers
Plant Protection	- Control measures of pest in Rabi crops	1	25	Farmers
	- Control measures diseases in Rabi crops	1	25	Farmers
Animal Science	- Care and Management of Cow and Buffalo during heat and Breeding	1	25	Farmers
	-Importance of Artificial Insemination	1	25	Farmers
Horticulture	- Improve cultivation practices of winter season vegetables	1	25	Farmers
	- Production technology of important flower crops in Rabi season	1	25	Farmers
Agril. Engg.	- Elementary knowledge of storage structures	1	25	Farmers
	- Importance of drip irrigation in Cotton	1	25	Farmers
Home Science	-Care of Child in winter season	1	25	Farm women
	-Preparation of different Bakery items	1	25	Farm women
II. Quarter : (1st January to 31st March, 2008)				
Crop Production	-Use of micro nutrients in major rabi crops	1	25	Farmers
	-Use of Micro nutrients in Major Rabi vegetables	1	25	Farmers
Pl. Protection	- Management of pest in summer crops	1	25	Farmers
	- Management of diseases in summer crops	1	25	Farmers
Animal Science	- Role of Farm women in Dairy Management	1	25	Farmers
	- Introduction & Propagation of New Animal fodder grasses	1	25	Farmers
Horticulture	-Production technology of major arid fruit crops	1	25	Farmers
	- Cultivation Practices of Summer Vegetables	1	25	Farmers
Agril. Engg.	- Cultivation practices in problematic soil	1	25	Farmers
	- Importance of soil and water analysis	1	25	Farmers
Home Science	-Tomato Preservation	1	25	Rural Girls
	- Mixed pickle preparation from seasonal vegetables	1	25	Farm women
III. Quarter : (1st April to 30th June, 2008)				
Crop- Production	-Vermi compost techniques	1	25	Farmers
	-Preparation of enrich manure	1	25	Farmers
Pl. Protection	- Pest management in stored products	1	25	Farmers
	- Use of biopesticides for the management of insect - pest	1	25	Farmers
Horticulture	- Improved cultivation practices of vegetable crops	1	25	Farmers
	- Kitchen gardening	1	25	Farmers
Animal Science	-Control of common diseases in livestock & vaccination scheduling	1	25	Farmers
	- Care and Management of Pregnant farm animals	1	25	Farmers
Home Science	- Techniques of Tailoring and Embroidery	2	25	Farm women
	- Income generating activities	1	25	Rural Girls
Agril. Engg.	-Soil erosion and its control measures	1	25	Farmers
	- Use of cotton stalk puller and shredder	1	25	Farmers
IV. Quarter : (1st July to 30th September, 2008)				
Crop- Production	-Management of salt affected soil	1	25	Farmers
	- Use of poor quality irrigation water	1	25	Farmers
Pl. Protection	- Management of pest in Kharif crops	1	25	Farmers
	- Management of diseases in Kharif crops	1	25	Farmers
Animal Science	- Important Cattle breeds, their characteristics & selection for Milk purpose	1	25	Farmers

	-Control of ecto and endo parasites in cattle	1	25	Farmers
Horticulture	- Plantation on farm boundaries	1	25	Farmers
	- Post harvest management of fruits and vegetables	1	25	Farmers
Home Science	-Preparation of Milk Products	1	25	Farm Women
	- Fruits and Vegetable preservation	3	25	Farm Women
Agril. Engg.	- Small earthen structures for water conservation	1	25	Farmers
	- Minor Repairing of Sprayers and Dusters	1	25	Farmers

3. Vocational Training :

Sr. No.	Title of Training	Dura. Days	No. of parti	Type of Parti.
1.	Technique for Vermi-composting	3	25	Rural Youth
2.	Preservation of vegetables and fruits	3	25	Rural Girls
3.	Maintenances of Motor-Pumps and Motor rewinding	2	25	Rural Youth

4. In service Training:

Sr. No.	Title of Training	Dura. Days	No. of parti.	Type of Parti.
1.	Scientific Dairy Farming	2	25	Extension Workers
2.	Groundnut production technology	2	25	Extension Workers
3.	Integrated Insect Pest management in Cotton	2	25	Extension Workers
4.	Integrated Disease management in Cumin	2	25	Extension Workers
5.	Role of farm women in agriculture	1	25	Extension Workers
6.	Arid Horticulture production technology	1	25	Extension Workers
7.	Role of new Agril. Equipments	1	25	Extension Workers

5. Sponsored Training with Other Organizations :

Sr. No.	Title of Training	Dura. Days	No. of parti.	Type of Parti.
1.	Vegetable production Technology	1	25	Farmers
2.	Breed Improvement of Cattle and Buffalo through A.I./ Natural services	1	25	Farmers
3.	Introduction to hand and power operated sprayers in Agricultural crops	1	25	Farmers
4.	Loans/Subsidies for Dairy farm animals	1	25	Farmers
5.	General Agriculture for Farm women	1	25	Farm Women

6. Training Programme : Quarter wise Summary :

Sr. No.	Subject	On Campus					Off Campus					G.T.
		*1	2	3	4	T	1	2	3	4	T	
1.	Crop Production/ Soil Science	2	2	2	2	8	2	2	2	2	8	16
2.	Horticulture	1	1	1	1	4	2	2	2	2	8	12
3.	Pl. Protection	2	2	2	2	8	2	2	2	2	8	16
4.	Animal Science	2	2	2	2	8	2	2	2	2	8	16
5.	Home science	2	2	2	2	8	2	2	2	2	8	16
6.	Agril. Engineering	1	1	1	2	5	2	2	2	2	8	13
	Total	10	10	10	11	41	12	12	12	12	48	89

T = Total, G.T. = Grand Total, * 1, 2, 3, 4 = Quarter

7. Summary of Training programme :

Sr.No.	Subject	On campus	Off campus	Total
1.	Crop Production	8	8	16
2.	Horticulture	4	8	12
3.	Plant protection	8	8	16
4.	Animal Science	8	8	16
5.	Home science	8	8	16
6.	Agril. Engineering	5	8	13
	Total	41	48	89
1.	Vocational training	1	2	3
2.	In service training	4	3	7
3.	Sponsored Training	2	3	5
	Total	7	8	15

B. Demonstrations : Kharif / Rabi - 2007-08

S.N.	Title / Object	Crop and Variety	No. of farmer	Area (ha)	Existing Tech.	Specific Technology
FLD - Oil Seeds						
1.	To test yield potentiality of groundnut	Groundnut GG-5	10	4.0	Use of Local Variety	Use of new variety
2.	To test yield potentiality of Sesamum	Sesamum GT-1	5	2.0	Use of Local Variety	Use of new variety
3.	To test yield potentiality of Sesamum	Sesamum GT-3	5	2.0	Use of Local Variety	Use of new variety
FLD - Pulses						
1	To test yield potentiality of Mung	Mung G-4	10	4.0	Vary less area under the crop	Improved package of practices with new crop and variety
2	To test yield potentiality of Urid	Urid T-9	10	4.0	Vary less area under the crop	Improved package of practices with new crop and variety
3.	To test yield potentiality of Gram	GG-1	10	4.0	Use of Local Variety	Use of new variety in dry condition
FLD Cereals						
1	To test yield potentiality of Wheat	Wheat GW-496/ GW-366	10	4.0	Use of local variety	INM with improved varieties
Other Crops (Spices)						
1	To test yield potentiality of Cumin	GC-4	15	6.0	No use of recommended variety & Cultural Practices	Use of wilt resistance variety with proper cultural practices
Other Crops						
1	To test yield potentiality of Cotton	Hybrid / B.T. cotton	10	4.0	Do not follow recommended plant protection measure for sucking pest	Recommended plant protection measure
Other than FLD						
1	Composting	-	10	-	Local method	Improved method
2	Vermi-compost	-	10	-	Not existing	Wide adoption with scientific technology
3.	To motivate the farmers for Horticulture crop Cultivation	PomgranateMousanbi Aonla	2 2 2	0.8 0.8 0.8	Vary less area under the crop	Introduction of Pomegranate, Sweet orange and

						Aonla
--	--	--	--	--	--	-------

C. Extension Activities:

Sr. No.	Activity	Proposed No.
1.	Kisan Mela	1
2.	Field Day	15
3.	Kisan Gosthi	20
4.	Radio Talk	10
5.	TV Show	10
6.	Film Show	10
7.	Exhibition	1
8.	Animal Treatment Camp	5
9.	Khedut shibir	10
10.	Kishan Mahila Meeting	5
11.	News Paper Coverage	20
12.	Popular Articles	20
13.	Extension Literature	10
14.	Advisory Service	As and when require
15.	Ex- Trainee Sammelan	5
16.	Others - Seminar	2

D. ON FARM TESTING (OFTs)

OFT-1

Title : Low yield of cotton

Objective : To increase the yield by balance fertilization

Location : Makhavad, Devla, Sanganva, Devgam, Chhapra villages of Lodhika Taluka
Dist.- Rajkot

Cotton is important cash crop in Rajkot district. After introduction of BT cotton, the acreages of cotton increased 1.5 times in last 5 years. Over the years farmers are facing reddening of cotton and early maturity, which caused around 40 to 50% yield loss. Most possible reason is BT cotton required balance fertilizer due to early ball formation. Most of the farmers apply only NPK fertilizer due to unawareness about balance fertilization.

Reasons of low yield of BT cotton:

1. Unbalance fertilization
2. Problems of sucking pest
3. Lack of knowledge of fertilization
4. Less use of organic manures in soil
5. Lack of irrigation facilities
6. Lack of proper knowledge of plant protection

Possible solutions:

1. Balanced use of fertilizers
2. Proper sucking pest management
3. More use of organic manures

3.2 OFT-2

Title : Reduction of Inter – Calving Period in Buffalo

Objective : To decrease the inter-calving period in buffalo

Location: Makhavad and Saganva

Tehsil: Lodhika

District: Rajkot

After conducting survey in village Makhavad and Saganva, it was found that the Inter calving period in Buffalo is 24-36 months. Such a long Inter calving period resulted in low productive and reproductive performance in Buffalo thereby adversely affecting the Farmers economy in the region. Ideal Inter calving period is of about 13-15 Months, i.e., Buffalo calves once after a year on reaching maturity so that it can be produce more number of calves and large volume of milk during her life cycle. The Inter calving period can be reduced by better feeding and management practices. One of the better feeding means to provide mineral supplements in ration, where these are considered to be lacking in the traditional diets.

Reasons of Long Inter-calving period

1. Imbalance feeding
2. Anestrous
3. Poor management

Possible Solution

1. Use of Mineral Mixture
2. Use of Capsules like Bio-Heat, Prajana etc.

Treatments

1. One group of Animals be fed with Cu-Co tablets + Bio-Heat tablets.
2. Second group of Dairy Animals be fed with Mineral Mixture.
3. Third group of Dairy Animals be fed with Mineral Mixture + Cu-Co tablets + Bio-Heat tablets.
4. Fourth group of Dairy Animals under control (Farmers Practice)

Methods

1. 6 Lactating animals of almost same stage of lactation and parity (3rd order of lactation) for each group will be selected in adopted village Makhavad and Saganva.
2. A group of 6 milch animals will be fed Cu-Co tablets + Bio-Heat tablets.
3. Second group of 6 milch animals will be fed with Mineral Mixture.
4. Third group of 6 milch animals to be fed with Mineral Mixture + Cu-Co tablets + Bio-Heat tablets.
5. Fourth group of 6 milch animals would be under control and fed with routine conventional feeds.

Duration of Project: Two Lactation (3 Years)

Observations: (Data to be collected)

1. Breeding-Natural/A.I.

2. Calving Date
3. Post partum Heat
4. Gestation period

Budget Required per Animal (For treatment):

- | | |
|----------------------------------|------------------|
| 1. 2 pkt. Cu-Co Tablet @ 30/- | 60/- per animal |
| 2. 4 pkt. Bio-Heat Tablet @ 50/- | 200/- per animal |
| 3. 4 Kg. Mineral Mixture @ 70/- | 280/- per animal |

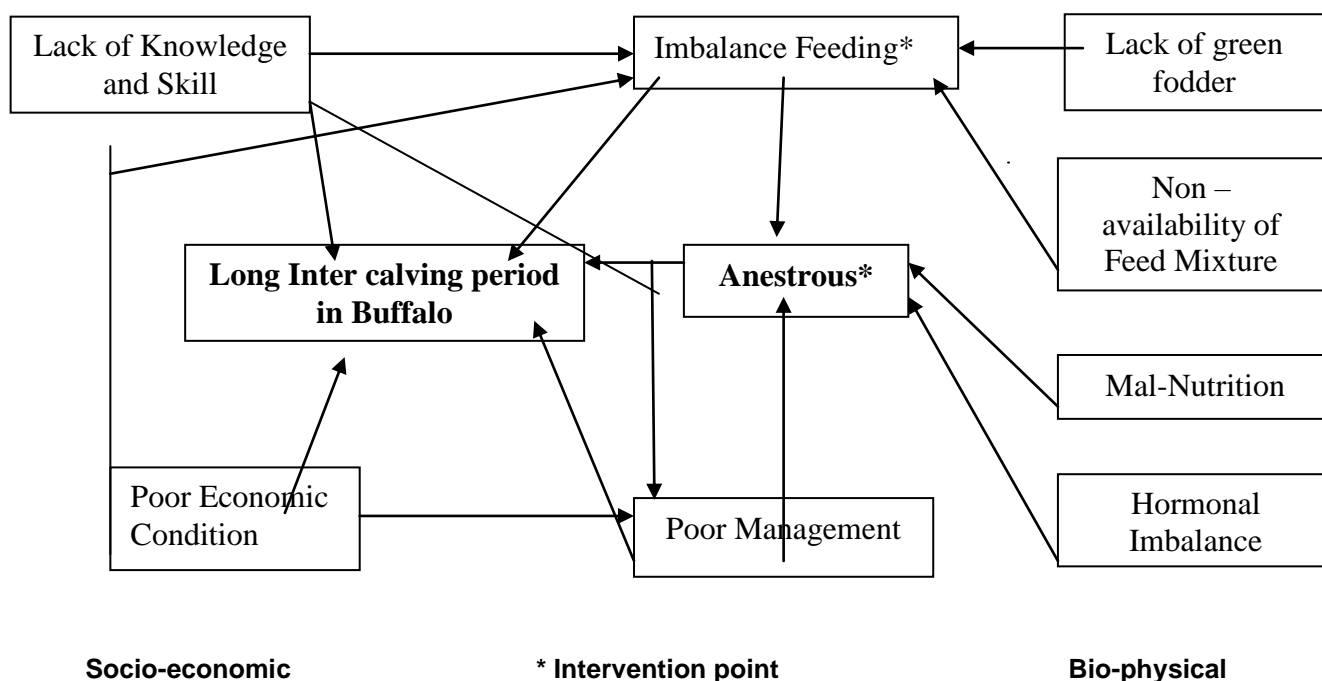
Total Budget required : (For treatment):

- | | | |
|--------------|---------|--------|
| 1. Rs. 60X6 | animals | 360/- |
| 2. Rs. 200X6 | animals | 1200/- |
| 3. Rs. 280X6 | animals | 1680/- |

Total (Rs.):

3240/-

PROBLEM CAUSED DIAGRAM



3.3 OFT-3

Title : Soil moisture conservation through use of mulches in aonla.

Objective : To conserve soil moisture through mulching

Aonla is the most important fruit crop in arid and semi arid region. Generally farmers are growing this crop either on wasteland or on farm bund without using mulching. Mulching along with saucer shape basin play very vital role for conservation of soil moisture in Aonla, so the On Farm Testing on this aspect has been decided.

Reasons for low yield

1. Low soil moisture
2. Poor soil or waste-land
3. Lack of proper management

Problem solution

1. Mulching with locally available farm waste
2. Preparation of flat/ saucer shape basin
3. Adoption of recommended practices for soil moisture conservation.

Intervention

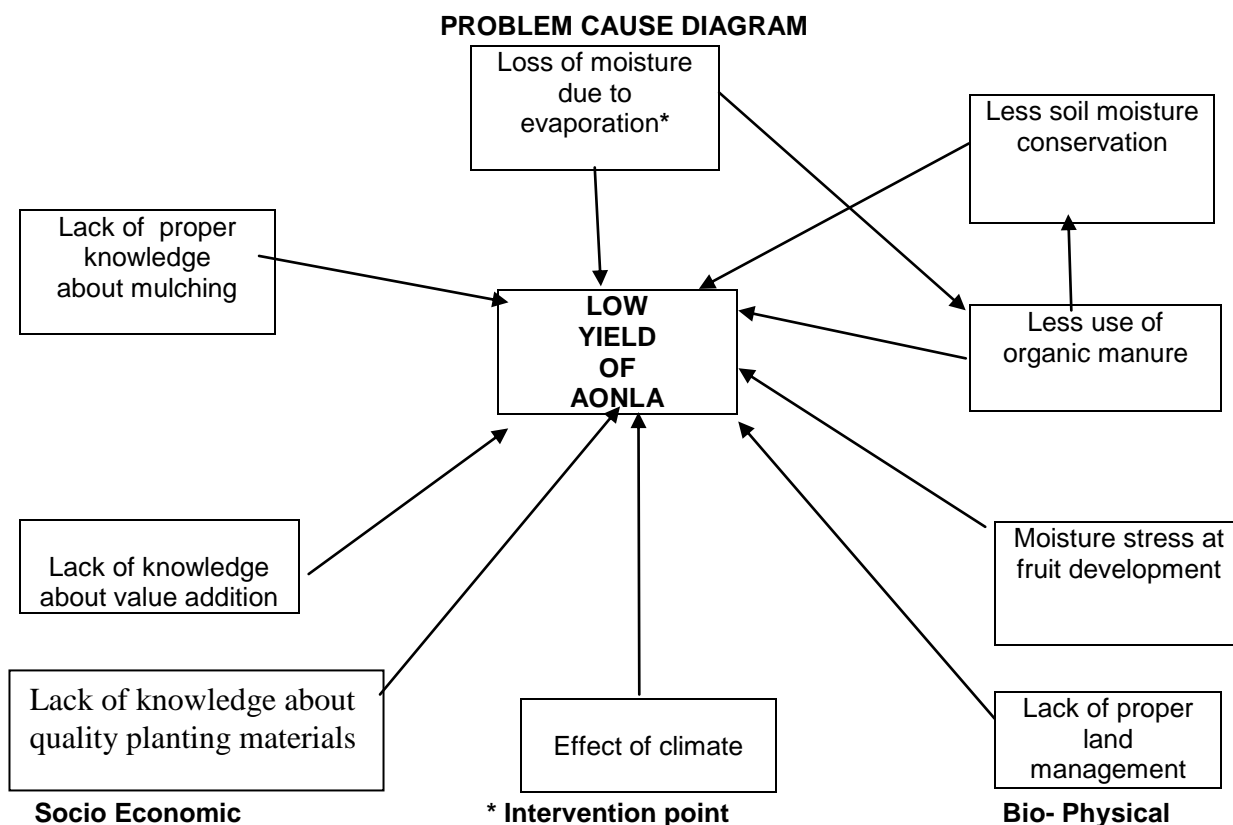
To adopt mulching with saucer shape basin

Treatments

1. Preparation flat basin without mulches (Farmer's practice)
2. Black polythene sheet mulching (Recommended)
3. Preparation of saucer shape basin with mulches through local farm waste (Intervention)

No. of trees/ treatment : 5

Observations to be recorded : Weight of 100 fruits and Total Yield



3.4 OFT-4

Application methods of *Trichoderma* against stem rot disease in groundnut

Farmers are using fungicides as a seed treatment to protect against diseases spread through seed or soil and ultimately they expect higher yield of the groundnut crop.

Reason for low yield of groundnut

1. Low plant population
2. Disease problems.
3. Lack of knowledge for use of recommended control measures.

Problem Solutions

1. Management of disease problems.
2. Increase / maintenance of plant population.
3. Optimum seed rate.
4. To provide knowledge about using fungicides and new technologies.

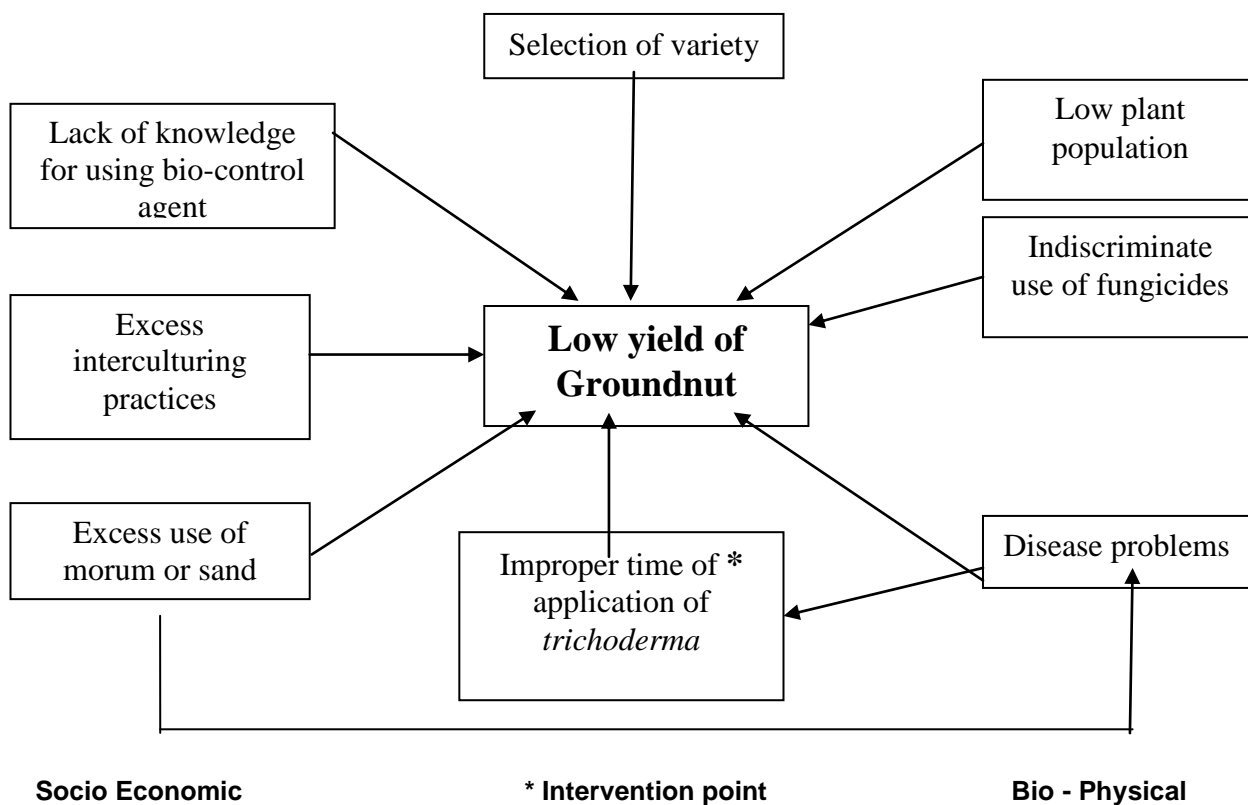
Intervention

Application method of biological control agent *Trichoderma* for managing the disease problem in groundnut.

Treatments

1. Mix *Trichoderma* @ 2.5 kg /ha with 50 kg fine sand or organic manure and soil application in side the groundnut row at 30 days after sowing in moist condition (General Recommendation- Farmers Methods)
2. Mixing *Trichoderma* @ 2.5 kg/ha with castor cake @ 500 kg/ha at the time of sowing with the help of multi purpose seed drill . (Recommended Practice by JAU).
3. Soil drenching of *Trichoderma* @ 50 gm/10 litter of water using spray pump without nozzle. (Intervention)
4. *Trichoderma* @ 2.5 kg/ha alongwith compost or castor cake 50 kg/ha at the time of after sowing

PROBLEM CAUSE DIAGRAM



3.5 OFT-5

Title : Management of sucking pests in cotton.

Location : Chapra, Makhavad, Devla, Ravki villages of Lodhika Taluka.

Objective: To minimize the sucking pest in cotton.

Reason for low productivity

1. No knowledge about the use of particular pesticide to control sucking pests. Resistance developed in pests against use of higher dose of insecticides.
2. Improper irrigation.
3. Not adopting recommended schedule for spraying insecticides.
4. Poor weed management.
5. Farmers spray insecticide as per instructions given by local pesticides retailer.
6. Unbalance fertilization.
7. Lack of knowledge of fertilization.

Intervening points

1. No spraying of proper insecticides in proper dose.
2. Not taking plant protection measures in time.

Technical intervention

1. Management of sucking pests.

Treatments

Treatment-1 New insecticide use (Farmers practice)

Treatment-2 Use of new, old and bio control agent (Recommended practice)

Treatment-3 Alternate treatment one and two

New insecticides

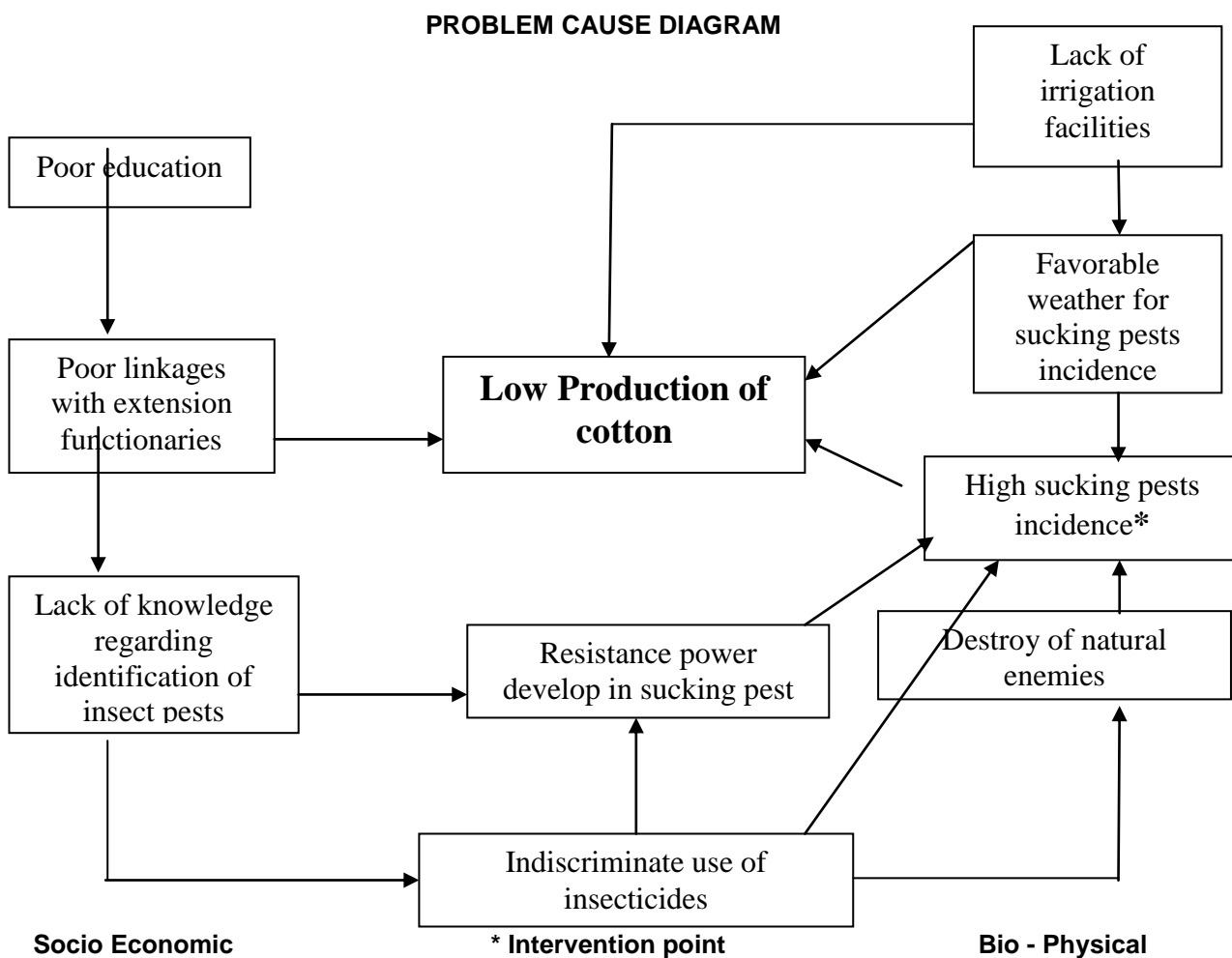
1. Thiomethoxam (2 gm /10 ltrs.)
2. Imidacloprid (4 ml / 10 ltrs.)
3. Acetamaprid (2 g / 10 ltrs.)

Old insecticides

1. Dimethoate and Methyl – O - demetone

Bio-control Agents

1. *Verticillium lecanii* (25 gm / 10 ltrs.)
2. *Beauveria bassiana* (30 gm / 10 ltrs.)



3.6 OFT-6

Title: Management of leaf roller in sesamum.

Location: Chapra, Makhavad, Lodhika and Nagarpipaliya villages of Lodhika Taluka.

Objective: To minimize the incidence of leaf roller in sesamum.

Reason for low productivity:

1. No knowledge about the use of particular pesticide to control leaf roller.
2. No adoption of recommended schedule for spraying of insecticides based on ETL.
3. Farmer spray insecticide as per instruction given by local pesticides retailer.

Intervening points:

1. No use of proper insecticides in proper dose for spraying.
2. Not adoption of plant protection measures in time.

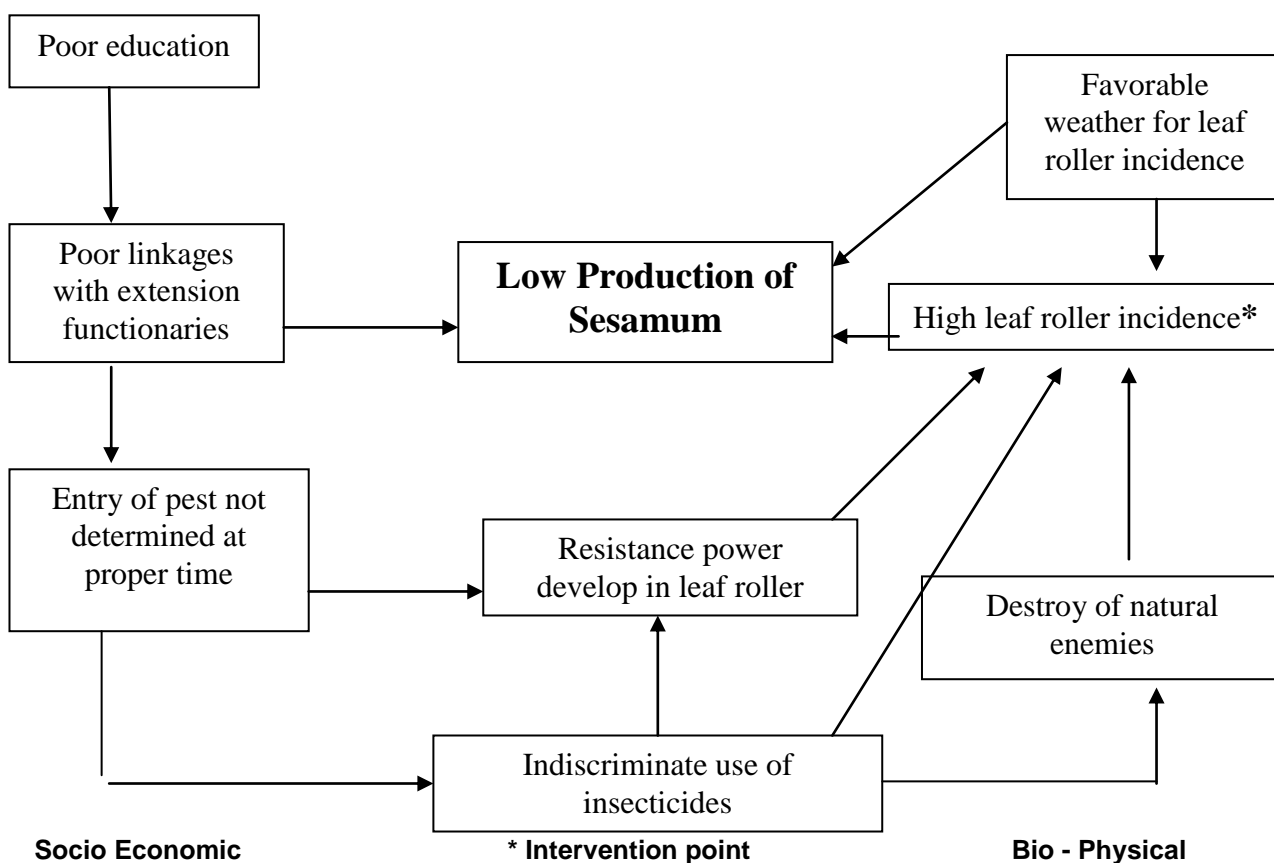
Technical intervention

1. Management of leaf roller.

Treatments:

1. Farmer practices
2. Recommended practices
Insecticidal spray at ETL of 5 larvae / 20 plants.
3. Alternate spray of Endosulfan 0.07 % and monocrotophos 0.04 % at 30 and 45 DAS

PROBLEM CAUSE DIAGRAM



3.7 OFT- 7

Title : Low yield in Groundnut

Location : Chhapra, Makhavad, Devala of Lodhika Taluka. Dist- Rajkot

Objective: Soil moisture conservation through deep plowing up to 20 cm depth

Background

Sustainability of agriculture in dry land areas can be achieved through improvement of land use system, soil and water management (rain water harvesting), and watershed approach. Groundnut is a very important oilseed crop being grown in Saurashtra region under rainfed conditions. Proper tillage practices play a very important role in moisture conservation and directly affect the crop yield. Farmers in this region practice shallow ploughing due to which the crop suffers moisture stress resulting in low crop yield.

Reasons for low yield of Groundnut

1. Shallow plowing
2. Lack of knowledge regarding soil moisture conservation and its importance
3. Excess inter culturing

Problem solution

1. Deep plowing
2. Minimize inter culturing
3. Adoption of recommended practices of soil moisture conservation

Intervention

To adopt alternate deep plowing

Treatments

1. Shallow plowing with 7-8 inter culturing (Farmers method)
2. Deep plowing with 2-4 inter culturing (Recommended Practice)
3. Medium deep ploughing with 4-5 times inter culturing (Intervention)

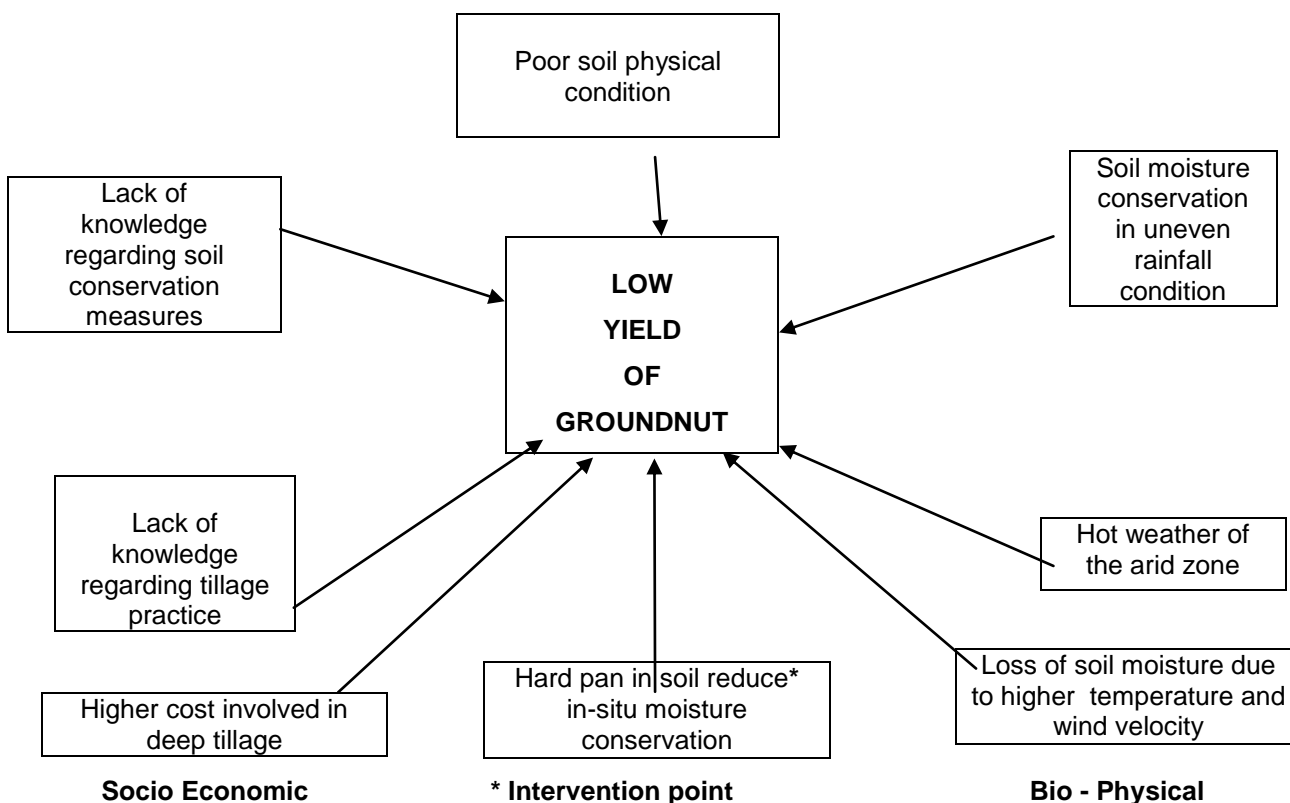
No. of farmers : 5

Plot Size : 0.4 ha

Season : Kharif-07

Observations to be recorded: Pod and Fodder yield of Groundnut

PROBLEM CAUSE DIAGRAM



3.8 OFT-8

Title: Soil Moisture Conservation by Farm Waste in Groundnut Crop

Objective: To conserve soil moisture by mulching

Location: Makhavad, Rataiya and on KVK model farm

Background:

Groundnut is the major oilseed and commercial crop in Rajkot District. The loss of soil moisture is very high due to temperature. To minimize the loss of soil moisture and to provide the suitable atmosphere in root zone of Groundnut, the on farm testing on this aspect has been decided.

Treatments:

1. No. mulching (Farmers practice)
2. Flat bed with polythene mulch (Recommended practice)
3. Flat bed with farm waste as a mulch (Intervention)

Number of Trial: 3

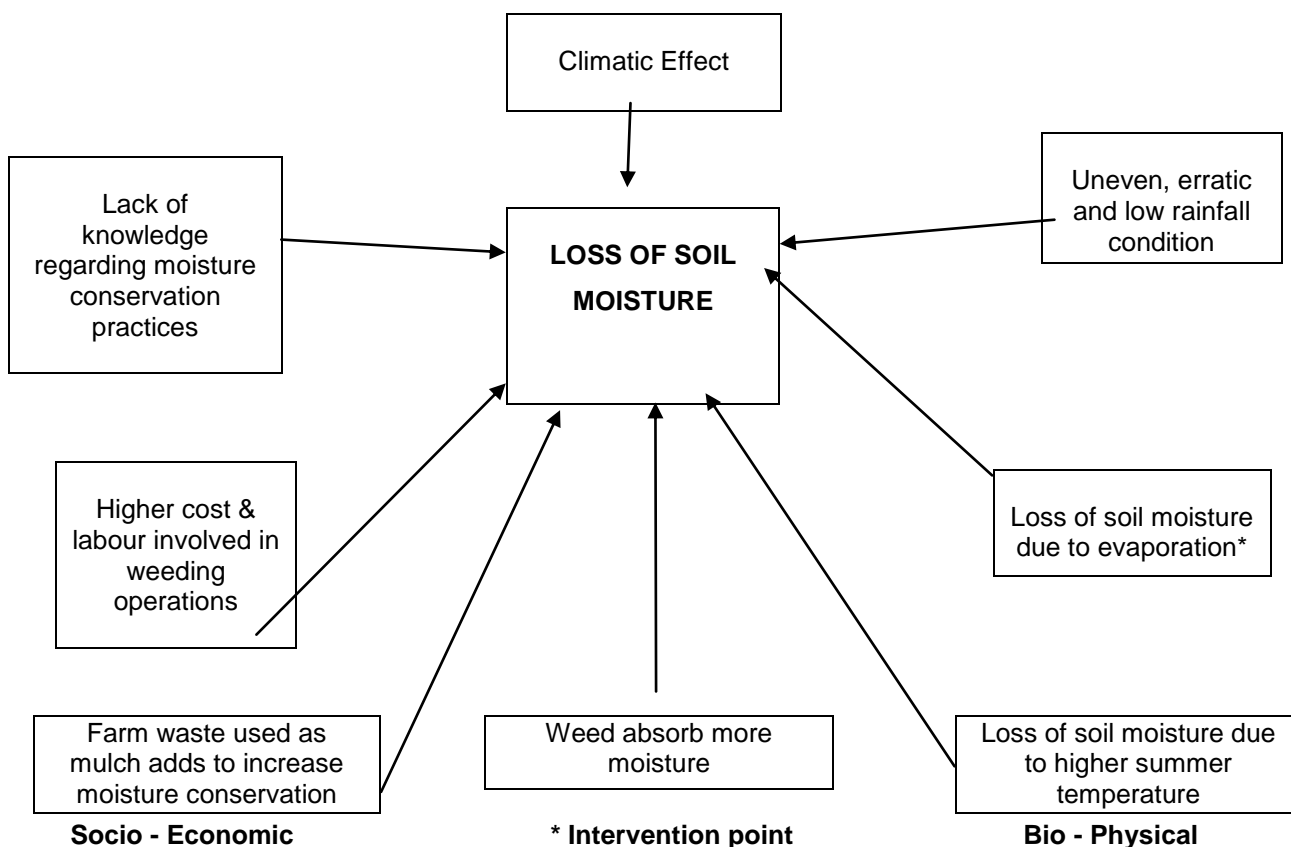
Plot Size: 4.5 X 5.0 sq. mt.

Observation to be recorded: 1. Pod Yield 2. Straw Yield

Critical inputs: Polythene sheet (7 mm thick and 90 cm width)

Total Cost required for trial: Rs. 4000.00

Problem - Cause Diagram



3.9 OFT-9

Title : Feeding of calcium rich diet to children in rural for remove calcium deficiency

(Age group - 6 to 12 Month).

Location : Devgam, Rataiya, Chhapra of Lodhika Taluka. Dist- Rajkot

Background information

A health survey was conducted in the villages of Devgam, Rataiya and Chhapra during which most of the children in the villages were found physically weaker and calcium deficient. So it is recommended to take calcium rich diet to solve the problem.

Objective

To remove the calcium deficiency in rural child of age group of 6 – 12 months.

Reasons for calcium deficiency

1. Lack of knowledge.
2. Poor economic condition.
3. Lack of nutritional management

Possible solutions

1. Use of calcium liquid.
2. Use of milk and different milk product.
3. Use of pulse products.
4. Use of green vegetables.
5. Use of calcium tablets.
6. Use of til and groundnut seeds.

Treatment

1. Use of biscuits for first group of children (Age Group - 6 to 12 Month).
2. Use of mixture of til (30 gm)+ Groundnut seed (10 gm) + Ghee (5 gm) + Jaggery (10 gm) for second group of children (Age Group - 6 to 12 Month).
3. Use of Biscuits + mixture of til + Groundnut seed + Ghee + Jaggery for third group of children (Age Group - 6 to 12 Month)
4. Fourth group of children (Control)

Methodology

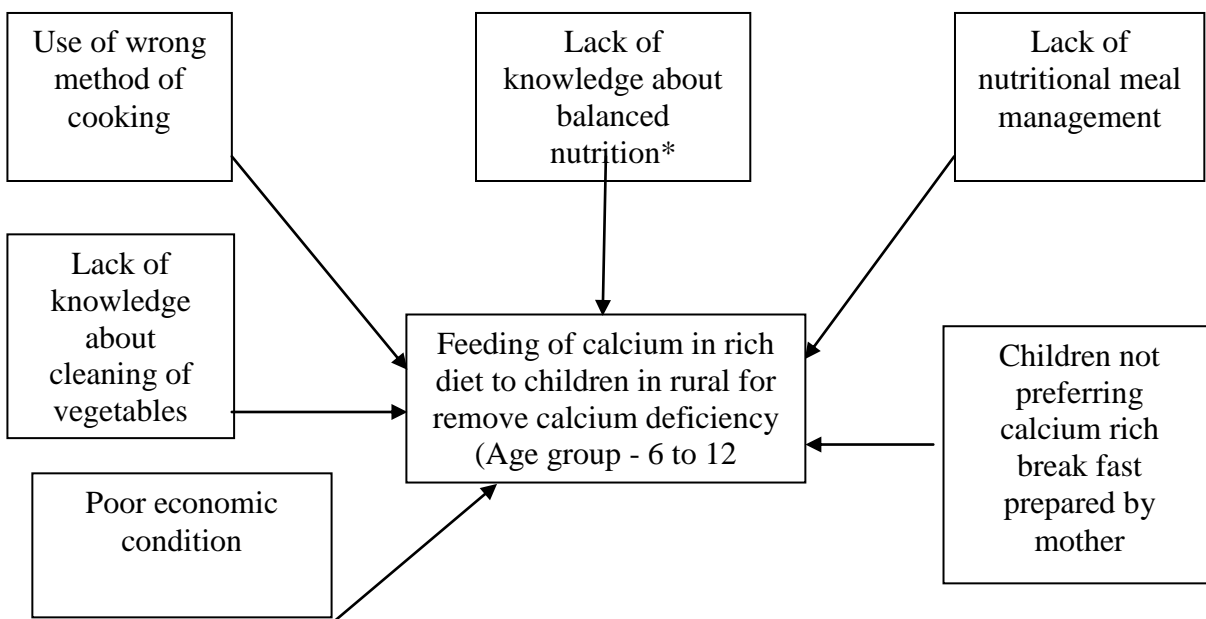
1. Five children of almost same age group of 6 to 12 month from each group will be selected in adopted villages i.e. Devgam, Rataiya and Chhapra.
2. A group of five children will be fed with biscuits.
3. Second group of five children will be fed with mixture of Til + Groundnut seed + Ghee + Jaggery.
4. Third group of five children will be fed with biscuits and mixture of til + Groundnut seed + Ghee + Jaggery.
5. Fourth group of five children would be under control.

Duration of project : 6 months.

Observations to be recorded:

Observations would be recorded during different stages of growth of the children. Observations like child weight and height would be taken periodically.

PROBLEM CAUSE DIAGRAM



Socio Economic

*** Intervention point**

Bio - Physical